




# The Nash Box Tops “Snowball Fight” is on!


























Send in your Box Tops attached to the collection sheet and you can join the blizzard of snowballs sailing toward your favorite Snow-teachers!

Turn in completed forms now.  
Each form earns your class a snowball to “throw”!

Contact Jen Sukaly ([rsukaly@hotmail.com](mailto:rsukaly@hotmail.com)) or Tanya MacGregor ([gtnac2001@verizon.net](mailto:gtnac2001@verizon.net)) with any questions



# Box Tops for Education Collection Sheet!

	+		+		+		+		=	<b>\$0.50</b>
	+		+		+		+		=	<b>\$0.50</b>
	+		+		+		+		=	<b>\$0.50</b>
	+		+		+		+		=	<b>\$0.50</b>
	+		+		+		+		=	<b>\$0.50</b>



Fill up this sheet with 25 box tops

**\$2.50**

(please no Labels for Education, expired box tops or Bonus box tops!!)

and you'll be donating this much  
to Nash without even opening your wallet! \*



*Thank you!*

Teacher: \_\_\_\_\_ Student's Name: \_\_\_\_\_

\* and earn an extra 25 box tops for your classroom contest!

**2017 Registration NOW OPEN**



**IRONKnights Triathlon**

**Go To: <http://www.npenn.org/ironknights>**

**May 13th, 2017 (rain date May 14th, 2017)**

Calling all North Penn Students in GRADES 1-5 !!!!!



## North Penn Ice Hockey Learn to Play

North Penn Ice Hockey is offering a **Learn to Play Ice Hockey Program** designed to teach the basic hockey skills needed to play organized ice hockey. These basic skills include skating, stick handling, passing and shooting. The program will also incorporate some fun small sided games into the program to make the experience enjoyable for all the participants.

Instructors will be North Penn Ice Hockey coaches from the Middle School and High School programs, as well as, some of the NP players. ***There will be no cost for this program*** which will include 6 on-ice sessions. Players should arrive at least 30 minutes before the start time of the first class. Equipment that is needed (loaner equipment available on Monday, 1/9 @7:00 at Hatfield Ice): Players need full equipment which includes a jersey, helmet with a cage, shin pads, elbow pads, gloves, pants, skates, hockey socks, shoulder pads and a stick.

Please mail the form below to **North Penn Ice Hockey, PO Box 1303, Lansdale PA 19446 by 1/10/2017.**

***Space for this FREE Clinic is Limited !!!!!***

***\*\*\* Players will need to be USA Hockey registered \$50 – details to follow once a player signs up. \*\*\****

**All sessions will take place at :**      **Hatfield Ice - 50 County Line Road, Colmar    OR**  
**Hockey Heaven – 840 Bethlehem Pike, Colmar**

Date	Location	Time
1/16/2017 – Monday	Hatfield Ice	7:20 PM – 8:20 PM
1/23/2017 – Monday	Hockey Heaven	5:15 PM – 6:15 PM
1/30/2017 – Monday	Hockey Heaven	7:45 PM – 8:45 PM
2/6/2017 – Monday	Hockey Heaven	5:15 PM – 6:15 PM
2/13/2017 – Monday	Hockey Heaven	7:45 PM – 8:45 PM
2/20/2017 – Monday	Hockey Heaven	5:15 PM – 6:15 PM

For more information visit our website – [northpennicehockey.org](http://northpennicehockey.org)

Any questions, please contact Dan Vaitis – [danvaitis@comcast.net](mailto:danvaitis@comcast.net) or call 215-815-0598

North Penn Ice Hockey is a North Penn School District sponsored organization. North Penn Ice Hockey Association is a non-profit 501(c)3 corporation, incorporated in the Commonwealth of Pennsylvania.

----- DETACH HERE & RETURN with Player Info by 1/10/2017 -----

Name: \_\_\_\_\_ School: \_\_\_\_\_ Grade: \_\_\_\_\_

Address: \_\_\_\_\_ City: \_\_\_\_\_ Zip Code \_\_\_\_\_

E-mail address: \_\_\_\_\_ Will you need loaner equipment? \_\_\_\_\_

Any experience?? (not required) \_\_\_\_\_

Phone Number: \_\_\_\_\_ Parents Name(s) \_\_\_\_\_

# At the CARNIVAL

Saturday, February 4, 2017 from 10am – 2pm

General Nash Elementary School



**Wear Your Smiles!**

**PHOTO BOOTH**  
(Front office vestibule)  
4 tickets/picture



**GAMES**  
(Gym)

1 ticket Games

- Lollipop Tree
- Bean Bag Toss
- Duck Pond
- Ring Toss
- Teacher Toss
- Win A Fish
- Potty Toss

4 ticket Games

- Moon bounce
- Bubble Hockey

2 ticket Games

- Baseball Throw
- Angry Birds
- Hole-In-One
- Minute to Win it
- Plinko
- High Striker



Are you ready for mind-bending magic and incredible illusions?

**RAN D'SHINE** is bringing all of that to our Winter Carnival and more!

SHOWTIMES

1030am & 1230pm



**BINGO**  
(library)

3 tickets/game  
25 prize tickets won per game!

**CAKE WALK**

3 tickets/game

Winner take home a donated cake!!!!



**FOOD**

(cafeteria)

- Hot Dogs: 5 tickets
- Hoagies: 14 Tickets
- Pizza: 8 Tickets
- Cotton Candy: 5 Tickets
- Soft Pretzels: 4 Tickets
- Baked Goods: 3 Tickets
- Chips: 2 Tickets
- Juice: 2 Tickets
- Water: 4 Tickets



**Arts & Crafts**

(4<sup>th</sup> Grade Pod)

2 tickets

- Tattoos
- Bookmarks
- Foam Mitten Magnets
- Jester Hats

3 tickets

- Face Painting
- Key chains
- Beaded Heart Necklaces



4 tickets

- Spin Art
- Sand Art

The class with the highest participation will win extra recess time!!!



**General Nash Winter Carnival**  
**Saturday, February 4, 2017**  
**10:00 am - 2:00 pm**

Volunteer Name: \_\_\_\_\_  
 Child's Name (youngest): \_\_\_\_\_  
 Child's Grade/Teacher: \_\_\_\_\_  
 Volunteer's Phone Number: \_\_\_\_\_  
 Volunteer's Email Address: \_\_\_\_\_

I will volunteer my time from:



- \_\_\_\_\_ 9:45am
- \_\_\_\_\_ 11:45am- 2:00pm
- \_\_\_\_\_ 10:00am- 2:00pm  
(entire day)
- \_\_\_\_\_ Friday eve set up  
2/3/17 6:30-8:30pm

Other ways to volunteer:

\_\_\_\_\_ I can help with the cake contest during school hours on Friday 2/3/17.

\_\_\_\_\_ I can provide a fun and festive cage for the "Cake Contest and Cake Walk," to be dropped off on Friday morning, 2/3/17 in the designated area. *Cakes will be entered into a contest that day-prizes will be awarded to the winners by the end of the school day. All Cakes will then be a part the Cake Walk at the Carnival on 2/4/17.*

\_\_\_\_\_ I can donate baked goods (individually bagged/wrapped), to be dropped off on Friday evening, 2/3/17, in the cafeteria at NASH.

*\*\* A Winter Carnival Rep. will be in touch prior to the date of the carnival via email to confirm area/ time you are signed up for. Thank you, Kristen Mallitz and Dawn Thomas Winter Carnival Co-Chairs*



# GENERAL NASH 2016-17 YEARBOOK PRE-SALES

## RESERVE YOUR COPY OF THE YEARBOOK TODAY!!

Guarantee your copy of the General Nash Elementary School 2016-17 yearbook by reserving it at the pre-sale price of \$18! This will be a 64 page all color yearbook featuring every student and special events throughout the school year. All pre-orders will include a Nash keepsake pen for autographs. After January 15, 2017, the price increases to \$20 per book. (We expect delivery of the yearbooks the first week of JUNE, 2017.)

Please fill out and submit the pre-sale form below:  
(PLACE ORDER FORM AND PAYMENT IN AN ENVELOPE MARKED "YEARBOOK - H&S")

---

### YEARBOOK PRE-SALE ORDER FORM

Yes, I would like to order and reserve my copy/copies of the Nash 2016-2017 yearbook.

STUDENT'S NAME

TEACHER/GRADE

---

---

---

---

---

---

Total # of yearbooks ordered @ \$18/each: \_\_\_\_\_

Total \$ enclosed \$ \_\_\_\_\_

**\*\*FOR RECORD KEEPING PURPOSES PLEASE PAY BY CHECK OR MONEY ORDER.\*\***

PLEASE MAKE CHECK PAYABLE TO "GENERAL NASH Home & School"

Questions? Please contact Kristen Mallitz ([kmallitz@gmail.com](mailto:kmallitz@gmail.com)) or Christine DiPippo

([cd2617@hotmail.com](mailto:cd2617@hotmail.com)).

Price increases to \$20 after January 15, 2017.

# Reading Connection

Tips for Reading Success

Beginning Edition

January 2017

General Nash Elementary School

## Book Picks




### Read-aloud favorites

#### ■ *Mr. Ferris and His Wheel*

(Kathryn Gibbs Davis)

This is the true story of how an American engineer invented the Ferris wheel.



George Ferris designed an enormous steel wheel with fancy cars that fairgoers could ride in, and it became one of the most popular carnival attractions of all time.

#### ■ *Henry and Mudge: The First Book*

(Cynthia Rylant)

Henry's new puppy, Mudge, quickly grows into a 180-pound dog who walks Henry to school, sleeps in Henry's bed, and occasionally gets into trouble. The boy and his dog learn a valuable lesson when Mudge gets lost. Book 1 in the Henry and Mudge series. (Also available in Spanish.)

#### ■ *Before After* (Anne-Margot Ramstein and Matthias Arégui)

In this wordless book, pairs of pic-



tures show "before" and "after"—a caterpillar

and a butterfly, a pumpkin and a carriage, a snowy winter scene and a lush spring one. Can your child explain how each pair is related?

#### ■ *I Had a Favorite Dress*

(Boni Ashburn)

A little girl wears her favorite dress every week until she starts to outgrow it. She asks her mom to turn it into a shirt—which she wears every week until it's too small. But that's not the end of it! What will her mom turn it into next?



## Plan for creative writing

Youngsters are naturally creative, whether they're doing art projects or playing with toys. Let your child use his creativity to plan the stories he writes. Here are playful ideas.

### Sculpt a character

Who will star in your youngster's story? Encourage him to create a main character out of play dough. It could be a person, an animal, or an imaginary creature. Suggest that his character perch nearby as he writes about it—he might write its name and its age, describe its personality (silly, serious), and tell what it likes to do for fun.



write a detailed story: "My best friend and I sit at the same round table in class."

### Plan a plot

What problem does your youngster's character face? He could flesh out his plot by using small toys (action figures, bouncy balls, blocks) to act out scenes. "Seeing" the action will help make his writing more vivid and specific. For instance, he might describe exactly how a basketball player sank the winning shot or how the dragon toppled the tower.♥

### Sketch a setting

Where will your child's story take place? Have him draw or paint the setting (a classroom, a playground, a castle), and ask questions that will inspire him to add details. For example, are there tables or desks in the classroom? Does the castle have a moat and a drawbridge? He can refer to his picture while you help him

## Everyone reads!

Show your youngster the importance of reading by talking about books on a regular basis. Consider these everyday tips.

● "Today I read..." Tell your child what you read at work or in your spare time. You could describe the dishes on the new menu at your restaurant or mention a suspenseful mystery that's keeping you on the edge of your seat. Ask her to tell you what she's reading, too.

● "I know who'd enjoy this book..." Point out what relatives or friends might like to read. While looking at the "new arrivals" shelf at the library, you could say, "Uncle Rick loves science fiction. Let's tell him about this book." Then, encourage your youngster to be on the lookout for other books to recommend.♥





# Super sight-word activities

Being able to recognize common words automatically is an important step toward fluent reading. Try these activities to help your youngster learn to read frequently used words like *said* and *went*.

*Note:* Use a list of sight words that your child's teacher sends home, or find a list online (try [lincs.ed.gov/readingprofiles/Dolch\\_Basic.pdf](http://lincs.ed.gov/readingprofiles/Dolch_Basic.pdf)).



**Slide and find.** Your youngster can reveal sight words hidden in rice. First, cut a sheet of construction paper to fit inside a plastic zipper bag. Write 15–20 sight words in random places on one side of the paper, slide it into the bag, and have your child add scoops of dry rice until the page is covered. Seal the bag, and lay it flat on the table. She


should use her finger to slide the rice around through the plastic and say each word as she uncovers it.

**Park and read.** Let your youngster draw a parking lot for her toy cars on poster board or construction paper. In each parking space, have her write a sight word (*was, they, because*). As she parks each car, she reads the word in its spot. Or call out any word in the lot, and she has to park a car in the space labeled with that word.♥

# Stuffed animal research

What would your child's stuffed squirrel like to eat? What kind of home does his turtle need? He can practice reading nonfiction and build early research skills as he finds out!

1. Together, find library materials that would answer his questions. You might try information books, picture book biographies, children's encyclopedias, or kids' science and nature magazines.



2. Help him read the table of contents and the glossary to see which pages contain the facts he wants. For instance, he could look for pages that mention *diet* or *habitat*.

3. Now it's time to use what he learned to "take care of" his animals. He might "serve" acorns to his squirrel. Or he can create a pond for his turtle using blue construction paper. He'll discover that doing research to learn new things is fun and useful!♥



## Q&A Reading silently

**Q** My son recently started reading silently. Since I can't hear him read, how can I check on how he's doing?

**A** Silent reading is typically—but not always—a sign that a child is reading automatically and efficiently.

To make sure your youngster understands what he reads silently, invite him to tell you about it when he's finished. Browse through the book as he talks so you can see how well he understood it. Ask him to show you any hard words he figured out—or any he couldn't get. Also, tell him that he can come to you or an older sibling for help when he reads.

And remember, just because your son *can* read silently doesn't mean he has to do it all the time. Let him read aloud to you, and you'll be able to hear his progress.♥



## Parent to Parent

### A recipe for writing fun

In school, my daughter Sara had to write a recipe for something other than food. Sara decided that her recipe would be for friendship, and it called for "ingredients" like 1 cup loyalty and a pinch of laughter.

She enjoyed the assignment, so I suggested that she write recipes for other things. In her recipe for a perfect day, her instructions included mixing together

$\frac{1}{2}$  cup sunshine,  $\frac{1}{2}$  cup playground fun, and 1 cup family. Sara has also written recipes for her ideal sleepover, soccer game, and school field trip.

This has been a great way to encourage my daughter to practice writing. Now, she's compiling her recipes into a "cook-book" to keep on our bookshelf for everyone to read.♥



### OUR PURPOSE

To provide busy parents with practical ways to promote their children's reading, writing, and language skills.

Resources for Educators,  
a division of CCH Incorporated  
128 N. Royal Avenue • Front Royal, VA 22630  
540-636-4280 • [rfeustomer@wolterskluwer.com](mailto:rfeustomer@wolterskluwer.com)  
[www.rfeonline.com](http://www.rfeonline.com)  
ISSN 1540-5648